

THIS 2022 2023

TANZANIA HIV IMPACT SURVEY

Summary Sheet Highlight

December, 2023

Morogoro



THIS was led by the Government of Tanzania through Tanzania Commission for AIDS (TACAIDS), Zanzibar AIDS Commission (ZAC), MoH and Ministry of Health Zanzibar, National Bureau of Statistics (NBS) and Office of the Chief Government Statistician (OCGS) implemented the Survey.

Collaborating institutions:

- National Health Laboratory Quality Assurance and Training Center (NHL-QATC)
- National AIDS Control Programme
- ZIHTLP.
- U.S. Centers for Disease Control and Prevention
- ICAP at Columbia University

Funding from the U.S. President's Emergency Plan for AIDS Relief (PEPFAR)



Presentation Outline

1. Overview of the survey
2. Previous HIV Survey
3. HIV Prevalence
4. HIV Incidence
5. Viral load suppression
6. UNAIDS 95 95 95



2022 - 2023: THIS Overview

- THIS 2022-2023 was a household-based national survey involving **17,248 households**
- **33,663 interviews** were conducted between November 2022 and March 2023
- To **measure progress** towards the control of the HIV epidemic
- **Second survey** to measure national HIV incidence and viral load suppression

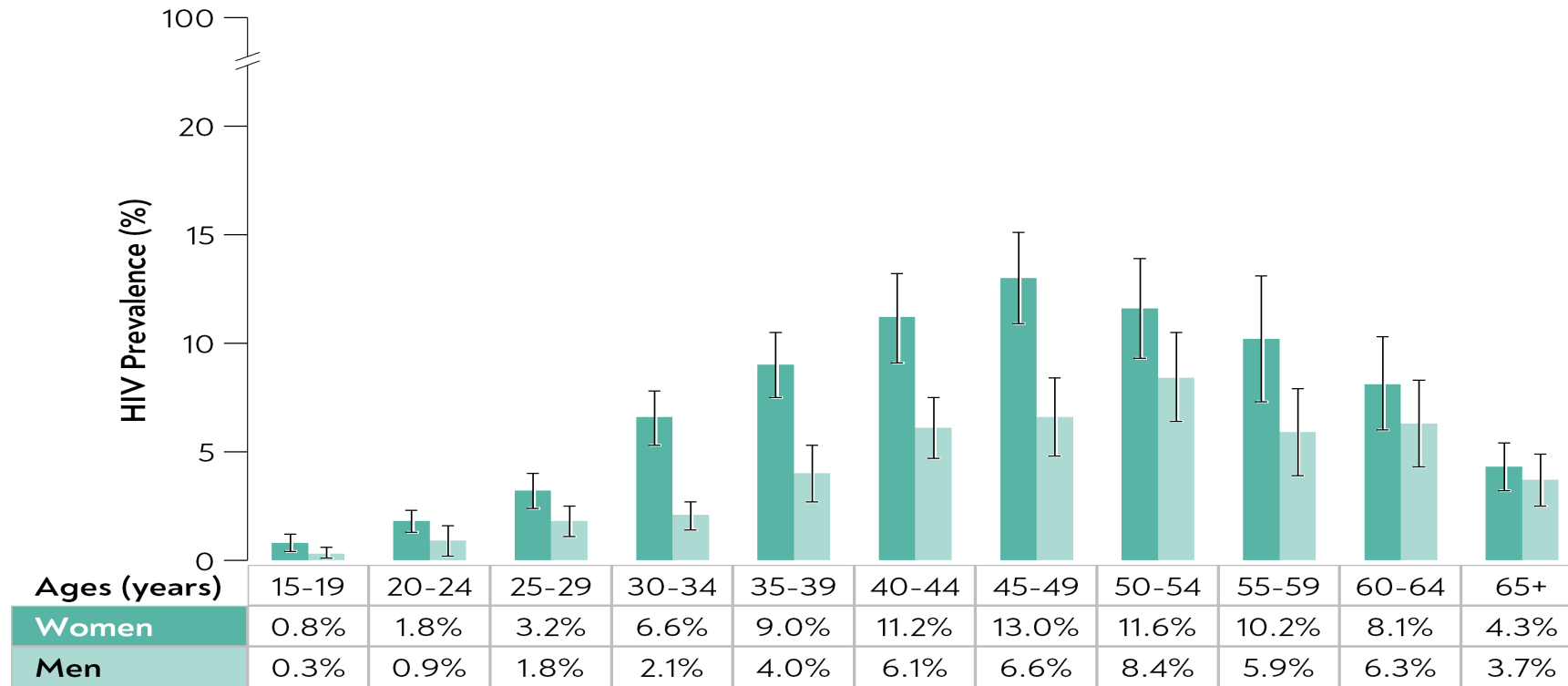
History of HIV Surveys

- 2003-04 Tanzania HIV Indicator Survey (THIS)
- 2007-08 Tanzania HIV and Malaria Indicator Survey (THMIS)
- 2011-12 Tanzania HIV and Malaria Indicator Survey (THMIS)
- 2016-17 Tanzania HIV Impact Survey (THIS)
- 2022-23 Tanzania HIV Impact Survey (THIS)

HIV prevalence, incidence & viral load suppression

2022-2023:HIV Prevalence

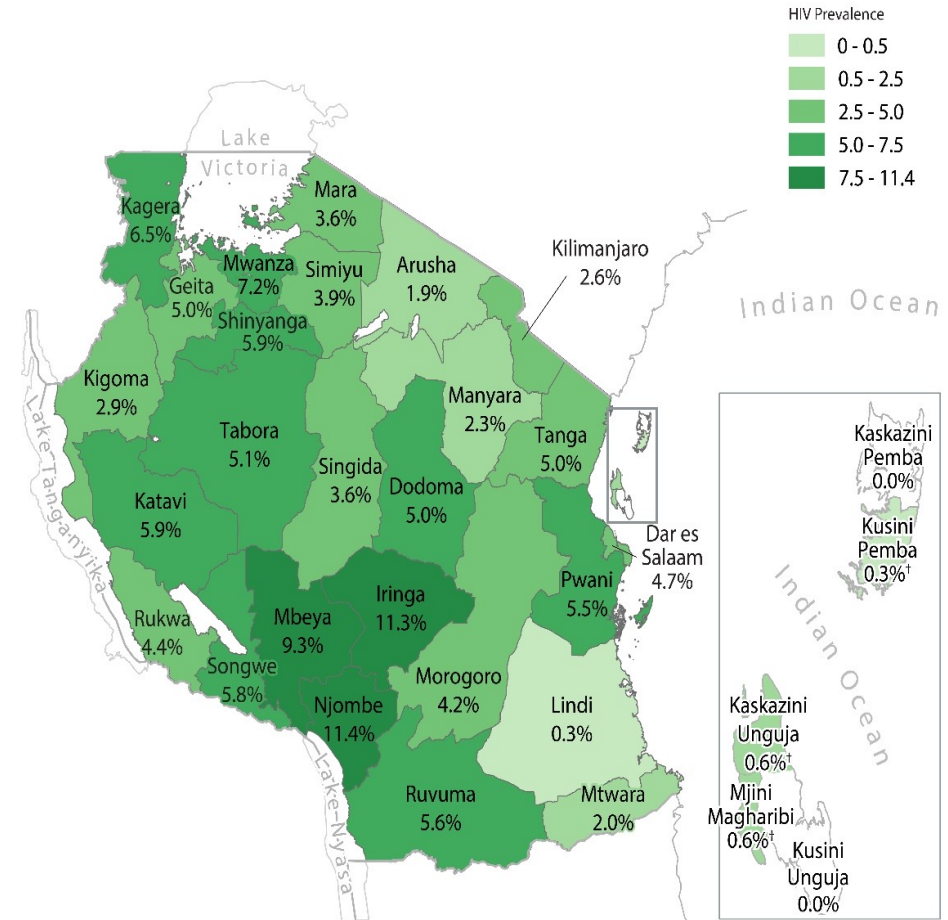
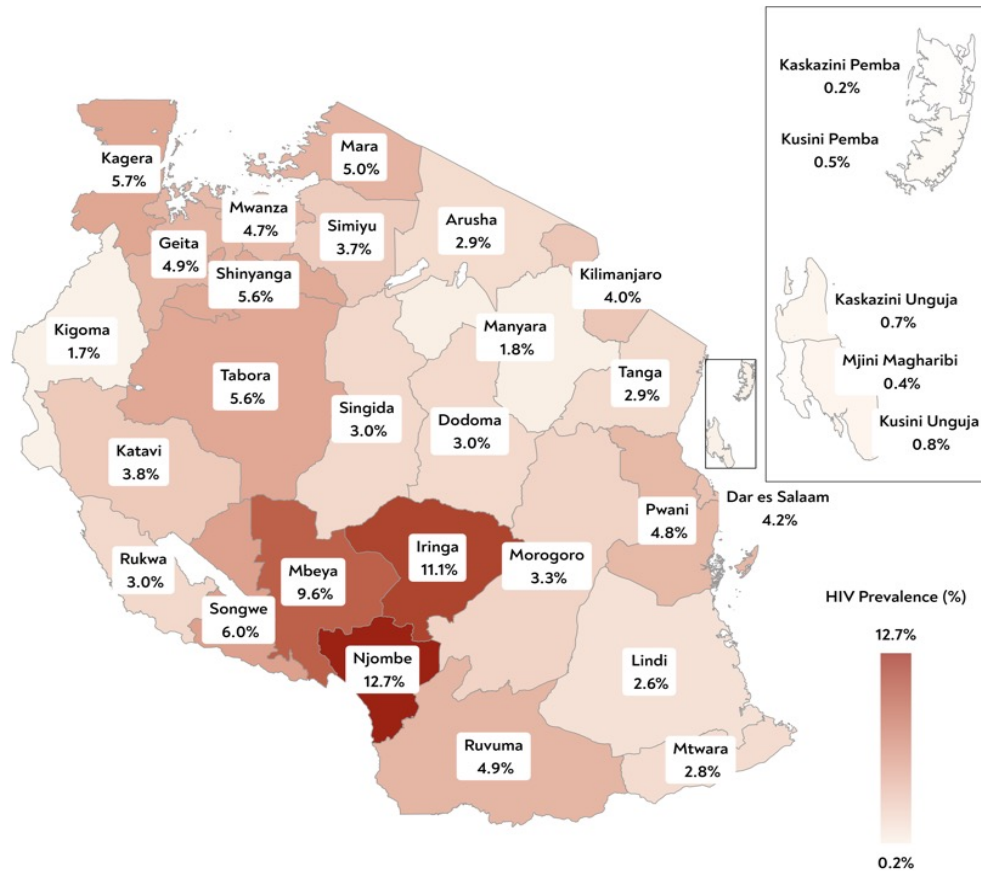
- National HIV Prevalence among different age categories by sex



National HIV prevalence among 15 years old is **4.4%** from **4.9%** in 2016-17

2022-23: HIV Prevalence by Region

- Percentage of HIV prevalence among adults ages 15 and older – 2022-23
- Percentage of HIV prevalence among adults ages 15 and older – 2016-17



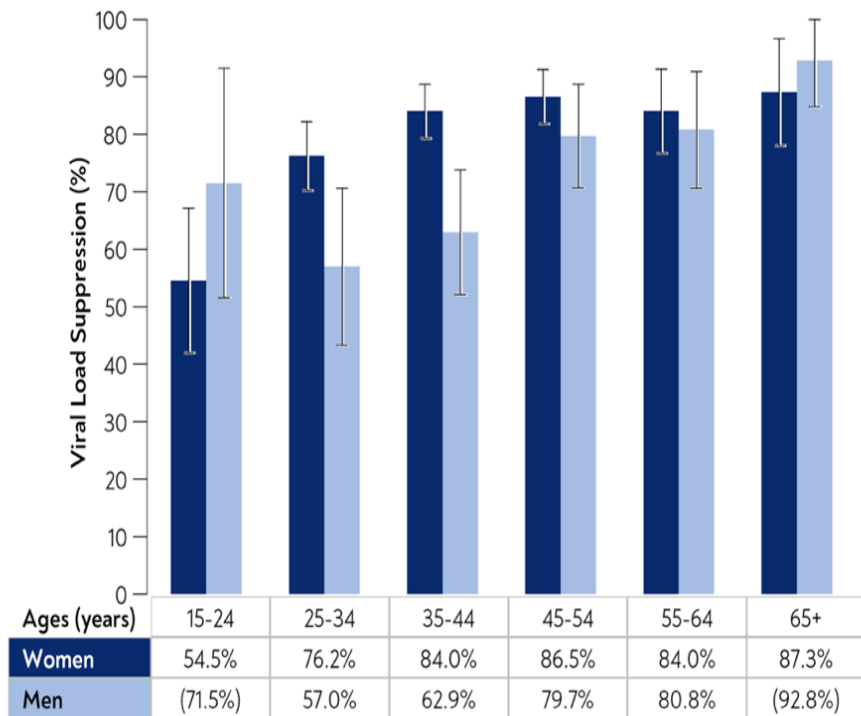
HIV Incidence

- HIV Incidence, adults 15 years and older*

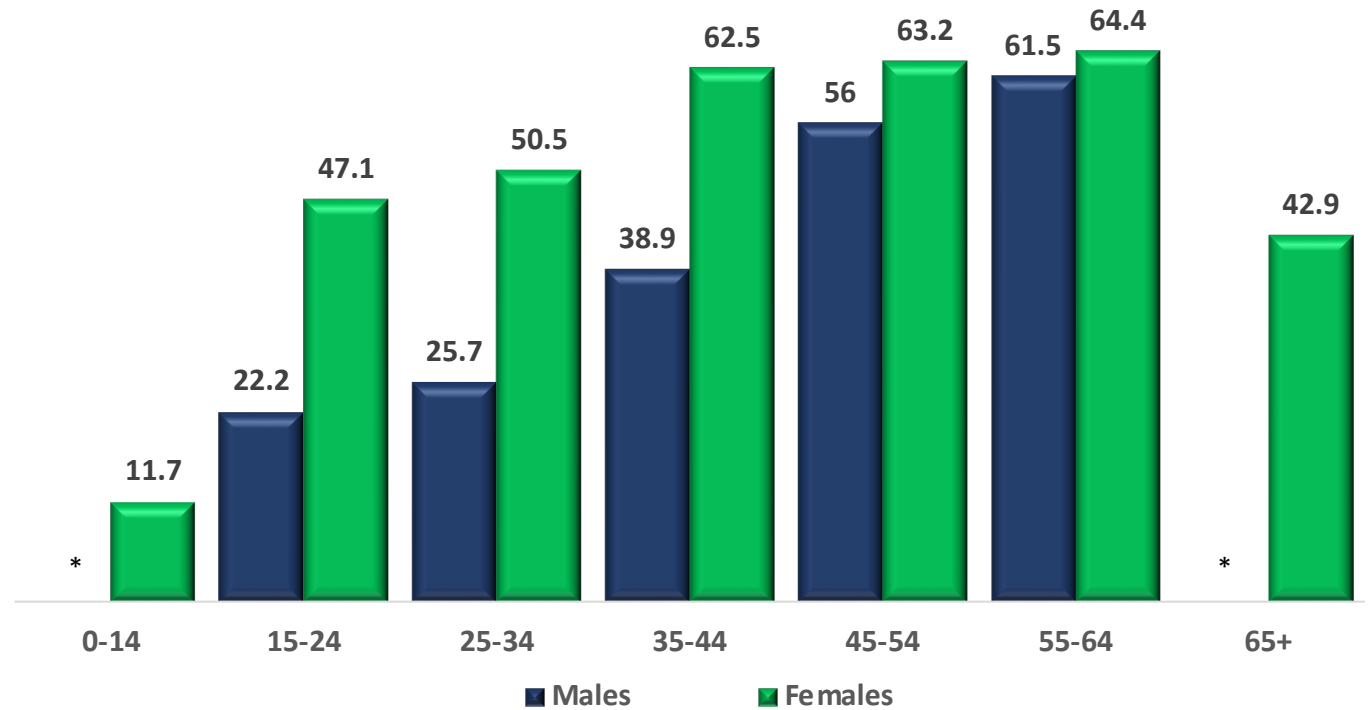
Age (years)	Males		Females		Total	
	2022-23	2016-17	2022-23	2016-17	2022-23	2016-17
15-49	0.12	0.14	0.29	0.34	0.21	0.24
15+	0.11	0.16	0.24	0.32	0.18	0.24

Viral Load Suppression

Percent of Viral load Suppression (< 1,000 copies/mL), HIV-positive 15+ by age and sex



2022-2023



2016-2017

Progress towards UNAIDS 95-95-95 goals

UNAIDS 95-95-95

- **FIRST 95 (Diagnosed):**

By 2025, 95% of all PLHIV will know their HIV status

- **SECOND 95 (On Treatment):**

By 2025, 95% of people with diagnosed HIV infection will receive sustained antiretroviral therapy (ART)

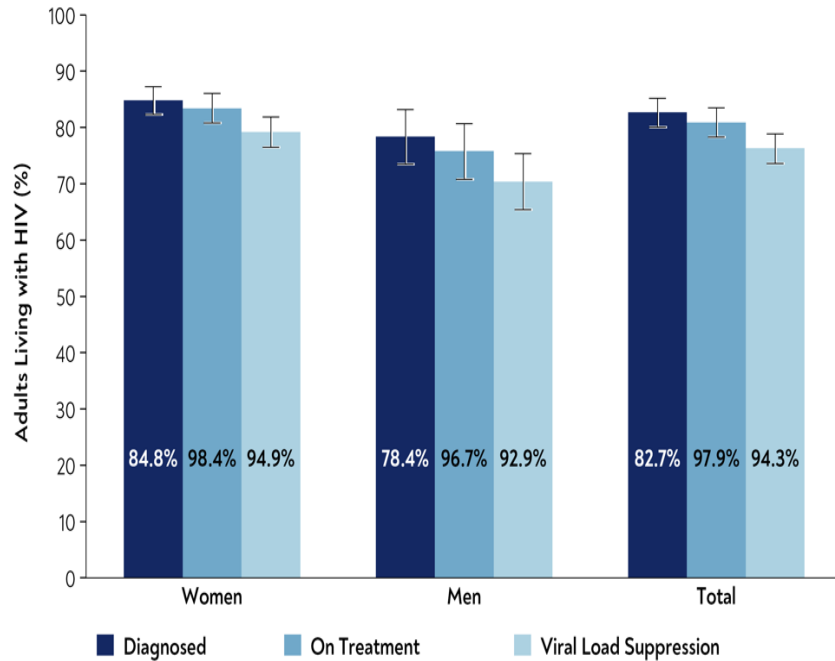
- **THIRD 95 (Virally Suppressed):**

By 2025, 95% of people receiving ART will have viral suppression

95-95-95 Progress

People living with HIV (%)

2022-23



2016-17

